

# 如何註冊及管理UpToDate® Anywhere 個人帳號

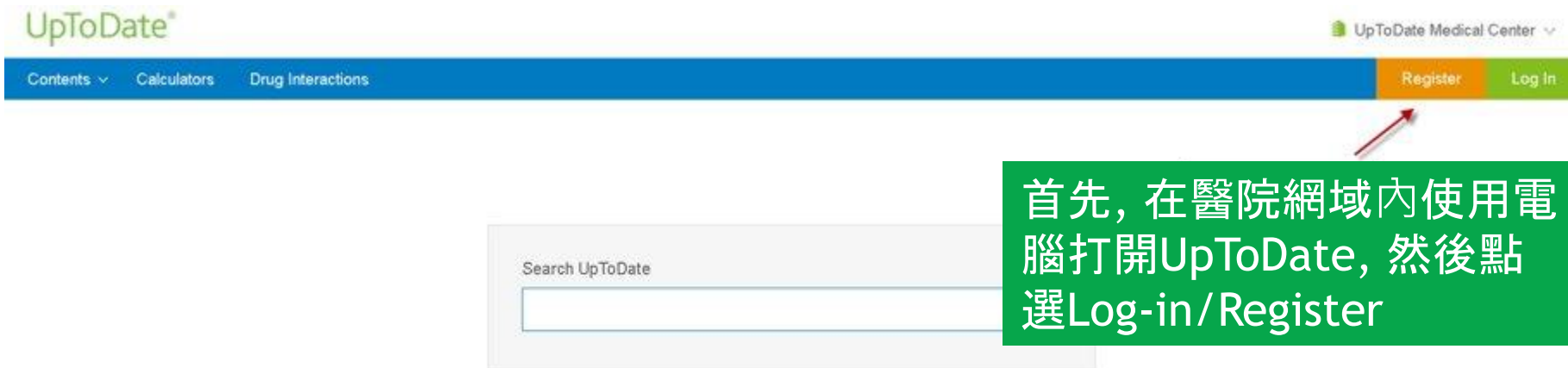
# 有關UpToDate Anywhere

1. 未來，您不再受限只能在醫院的網域內透過電腦使用UpToDate，只要註冊UpToDate的帳號，隨時隨地都可以使用。
2. 智慧型手機、平板電腦，只要有3G或Wi-Fi訊號連上網路，就可以使用UpToDate。
3. 離開醫院後，使用家用電腦或者筆記型電腦，網址輸入<http://www.uptodate.com/online/>，Log in帳號後就能使用。

# 您現在可以透過任何行動裝置使用UpToDate的App

您可以在Android、iOS、等行動裝置系統的應用商店下載免費的UpToDate App，使用時須要登入帳號密碼，一個帳號最多同時在**兩台行動裝置**登入。下一張投影片將教您如何註冊您個人的帳號密碼。

# 註冊UpToDate Anywhere的帳號



UpToDate®

UpToDate Medical Center

Contents ▾ Calculators Drug Interactions Register Log In

Search UpToDate

首先，在醫院網域內使用電腦打開UpToDate，然後點選Log-in/Register

# 註冊規則

UpToDate®



Contents Calculators Drug Interactions

## Register for an UpToDate account

Make the most of your UpToDate experience. Register for an account and benefit from mobile access to our trusted clinical content. Plus, earn and redeem CME/CE/CPD credits while you work.

Already registered? Please [log in](#) with your UpToDate username and password.

Registration form fields:

- First Name
- Last Name
- Email
- Country
- ZIP/Postal Code (optional)
- City
- Specialty
- Role

Create your username and password

Username and Password fields:

- Username
- Password
- Verify Password

Password rules:  
• 8 to 24 characters  
• at least 1 uppercase letter  
• cannot match username  
• at least 1 number, or special character from the following set: ! @ # \$ % ^ & \* + =

Submit Registration

美國以外的地區不需填寫ZIP/Postal Code

User Name需要6-50個字元，可以輸入大小寫英文、數字、或者特殊符號例如@ # % \$ & + =

Password需要8-24個字元，至少包括1個大寫英文字母以及1個數字，您也可以輸入特殊符號例如@ # % \$ & + =

User Name與 Password不能相同

# 登入您的帳號

UpToDate 連線網址

<http://www.uptodate.com/login>

The screenshot shows the UpToDate website's login interface. At the top left is the UpToDate logo and a search bar. A blue navigation bar contains links for Contents, Calculators, and Drug Interactions. On the right of this bar are orange 'Register' and 'Log In' buttons. The main content area features a 'Log In' section with two input fields for 'UpToDate Username' and 'UpToDate Password'. Below these are checkboxes for 'Remember me' and links for 'Forgot Username or Password?', 'OpenAthens Log In', and 'Institutional Log In'. A blue 'Log In' button and an orange 'Register Now' button are positioned below the form. A green callout box with white text and a red arrow pointing to the 'Log In' button contains the instruction: '如果您已經有帳號，直接登入您的帳號。(該帳號可用於院外連線)'. Below the buttons is a short paragraph encouraging registration for mobile access and CME/CE/CPD credits.

UpToDate® Search UpToDate

UpToDate Medical Center

Contents Calculators Drug Interactions Register Log In

Log In

UpToDate Username

UpToDate Password

Remember me [Forgot Username or Password?](#)

[OpenAthens Log In](#) [Institutional Log In](#)

Log In

Register Now


Make the most of your UpToDate experience: Register for an account and benefit from mobile access to our trusted clinical content. Plus, earn and redeem CME/CE/CPD credits while you work.

如果您已經有帳號，直接登入您的帳號。  
(該帳號可用於院外連線)

# 從應用程式商店下載UpToDate Mobile App

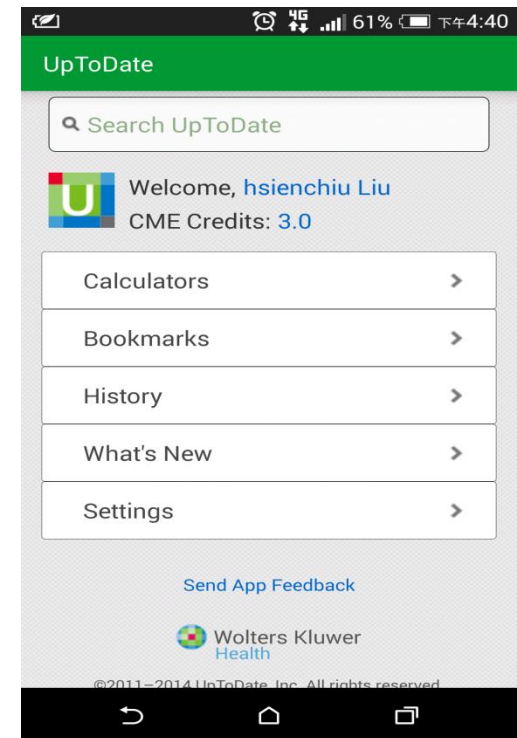
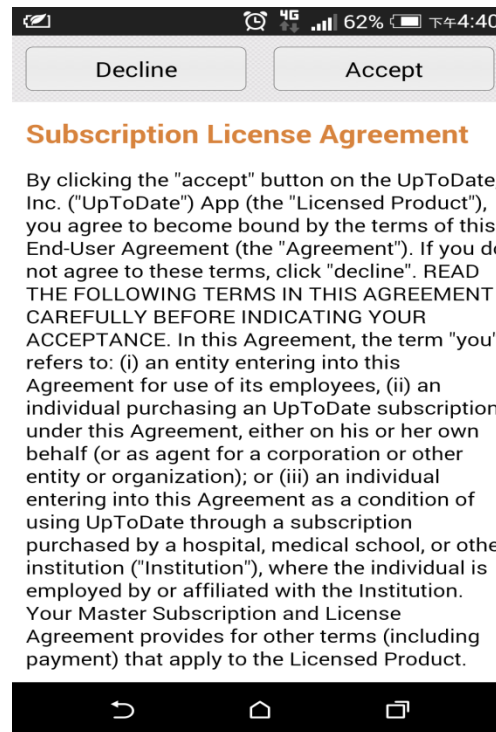
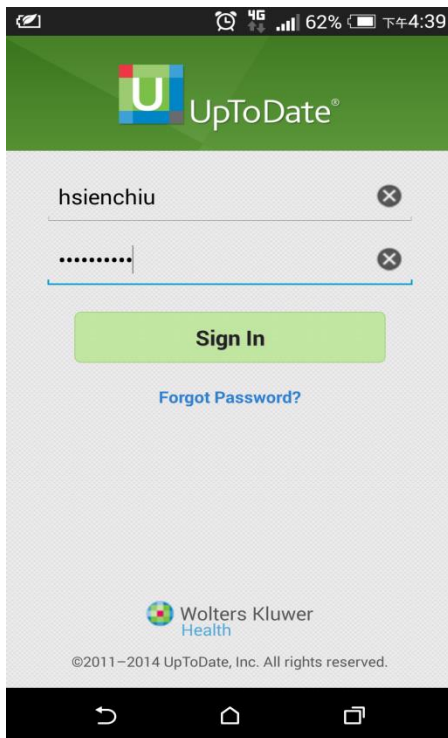
以Android為例

- 進入Play Store
- 搜尋UpToDate
- 點擊UpToDate
- 點擊下載



# 登入帳號

1. 打開UpToDate應用程式，登入您剛剛註冊的帳號，點選Log In。
2. 登入後點選右上角的Accept，同意使用規範。
3. 進入行動裝置首頁。





# 推送通知

重要：**每90天內**您必須在醫院網域內使用電腦登入您的帳號，以延展您的帳號使用有效期，只要您有下載App，當您打開App時會出現提醒。

